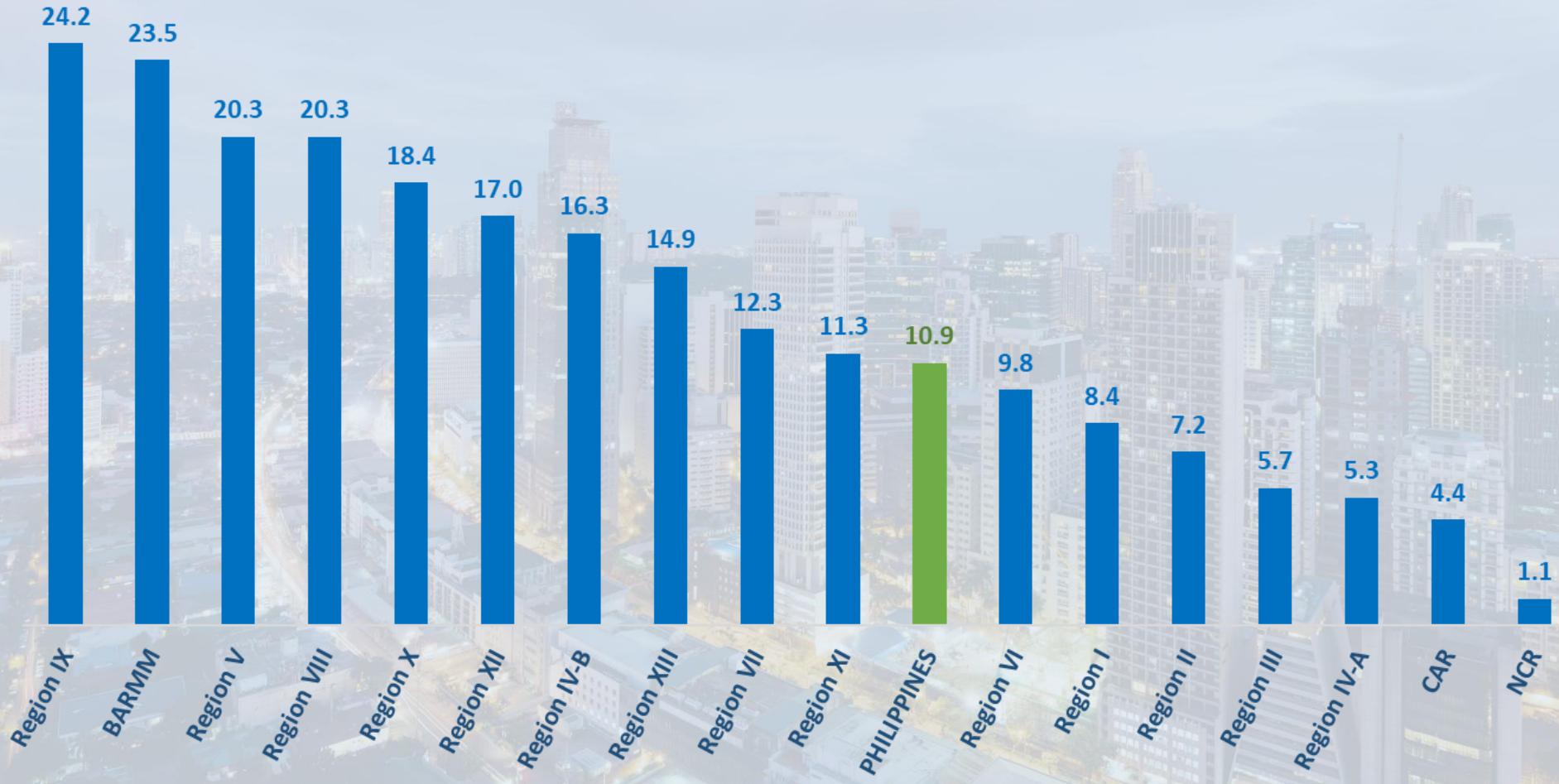


# Community-Driven Data: An Insightful Overview of the Community-Based Monitoring System

**Jehleen Faye C. Fernandez**, Statistical Specialist II, Community-Based Statistics Service,  
Philippine Statistics Authority, 3rd National Conference on Family Planning, 20 November 2024

## 2023 Full Year Poverty Incidence Among Families, by Region



Source: 2023 Family Income and Expenditure Survey, Philippine Statistics Authority

# HISTORY OF THE CBMS

1999

Provincial rollout in 1999 through the MIMAP Project

2003

Adoption of CBMS by LGUs through the DILG and CBMS Network Team

2019

Enactment of RA 11315 or the CBMS Act

2021

Pilot conduct of the PSA-led CBMS in 9 LGUs

2022

Conduct of the PSA-led CBMS to 635 LGUs

2023

Technical Assistance to 46 LGUs

2024

Nationwide simultaneous conduct of CBMS integrated with the Census of Population





**refers to an organized technology-based system of collecting, processing, and validating necessary disaggregated data, that may be used for planning, program implementation, and impact monitoring at the local level while empowering communities to participate in the process.**

**Republic Act No. 11315**

**CBMS Act**

**17 April 2019**

# THE CBMS COUNCIL



**Philippine Statistics  
Authority**



**Department of the  
Interior and Local  
Government**



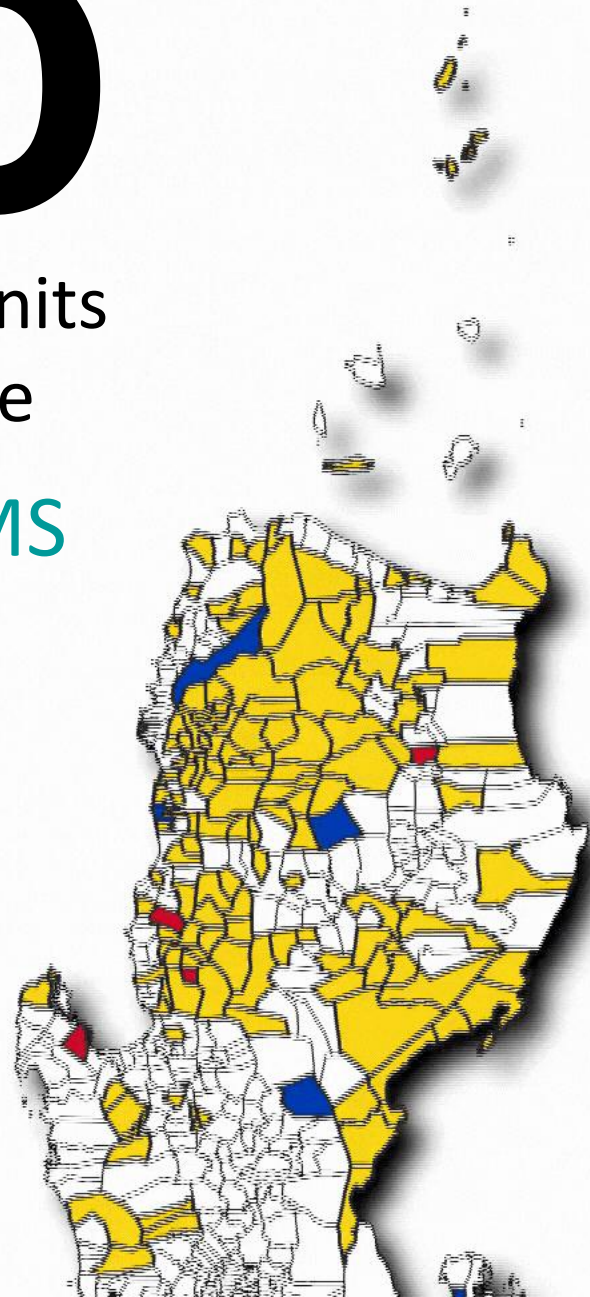
**Department of Information  
and Communications  
Technology**

# CBMS Objectives

- 1. Local-level:** An economic and social tool for use in the formulation and implementation of poverty alleviation and development programs that are specific, targeted, and responsive to the basic needs of each sector of the community.
- 2. National-level:** For use of national government agencies in generating updated and disaggregated data necessary in targeting beneficiaries.
- 3. Generation of local-level statistics:** Local Sustainable Development Goals (SDG) indicators, Multidimensional Poverty Index (MPI)

# 690

local government units  
participated in the  
**2021-2023 CBMS**



**Year of Participation**

- 2021
- 2022
- 2023

# CBMS indicators



Health



Nutrition



Education and Literacy



Water, Sanitation & Hygiene



Housing  
Characteristics



Public Safety



Social Protection &  
Assistance Programs



Economic  
Characteristics



Access to Electricity  
and Internet



Government Projects



# Generation of Local Sustainable Development Goals (SDGs) Indicators through the CBMS

**10/17**

Sustainable Development Goals



**6** Indicators

**1** Indicator

**1** Indicator

**2** Indicators

**2** Indicators

**21**

SDG Indicators



**5** Indicators

**1** Indicator

**1** Indicator

**1** Indicator

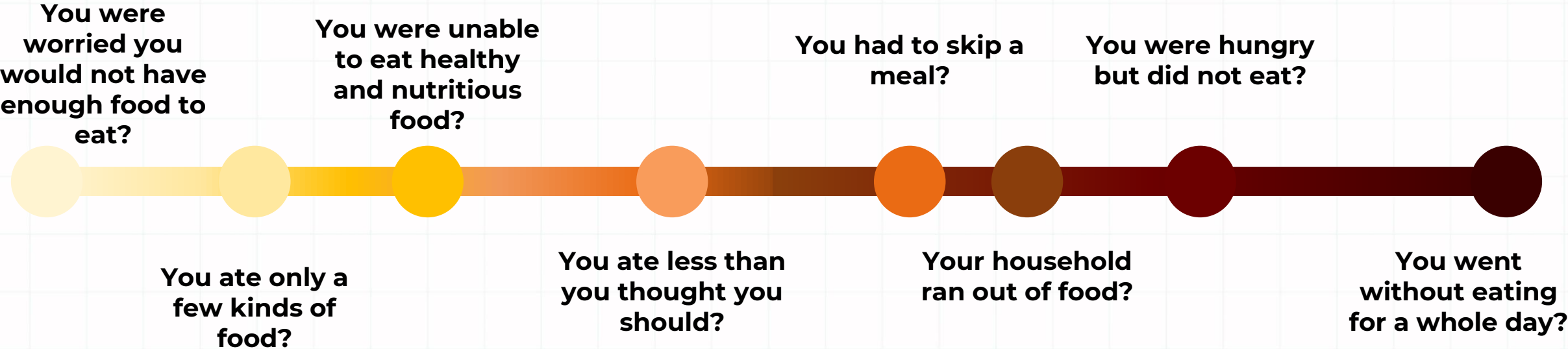
**1** Indicator

# Food Insecurity Experience Scale (FIES)

UN Food and Agriculture Organization

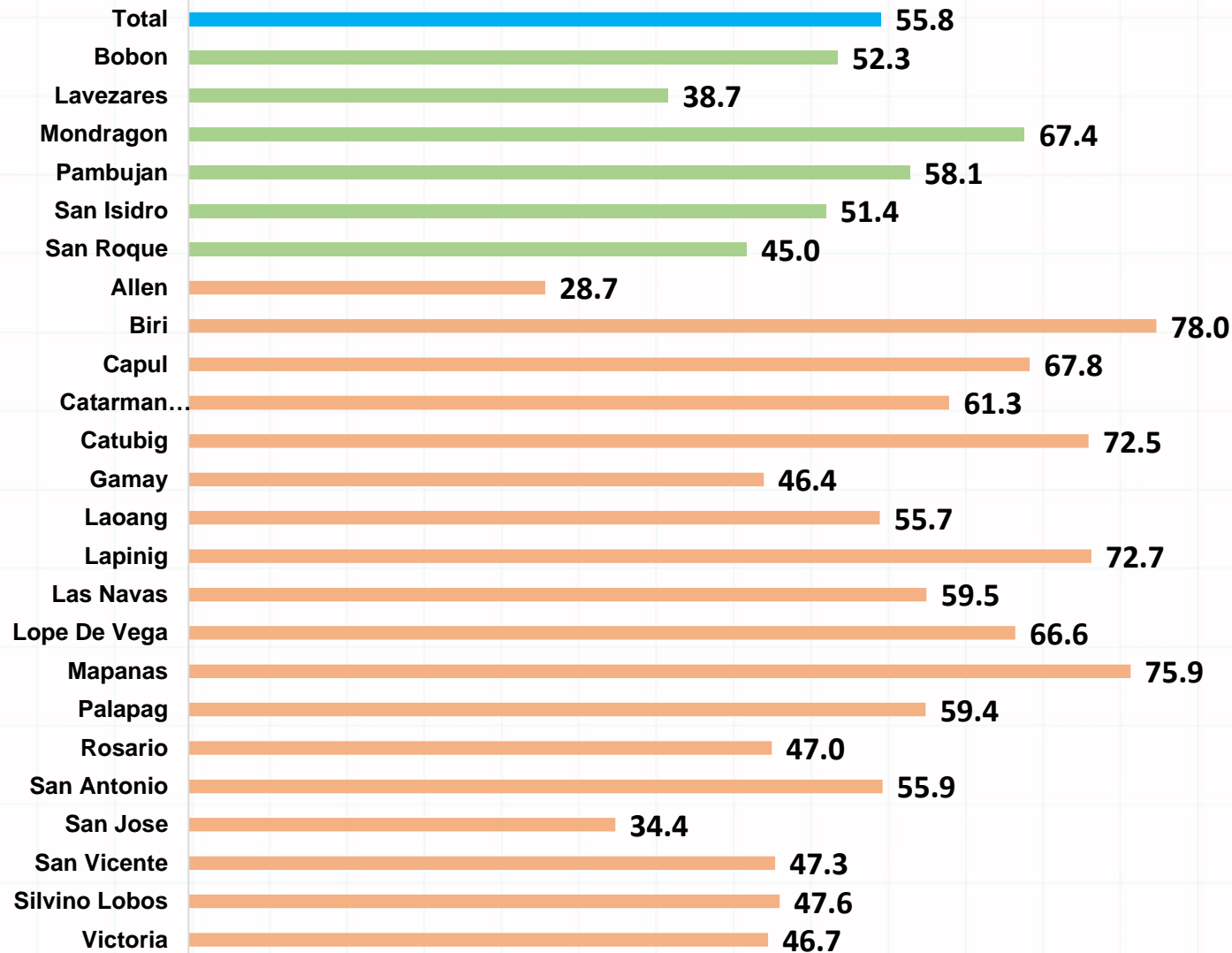
Questions refer to the experiences of the respondent's household as a whole. The questions focus on self-reported food-related behaviors and experiences associated with increasing difficulties in accessing food due to resource constraints.

In the past 12 months did you or any adult household member... (due to lack of resources)



\* due to a lack of resources

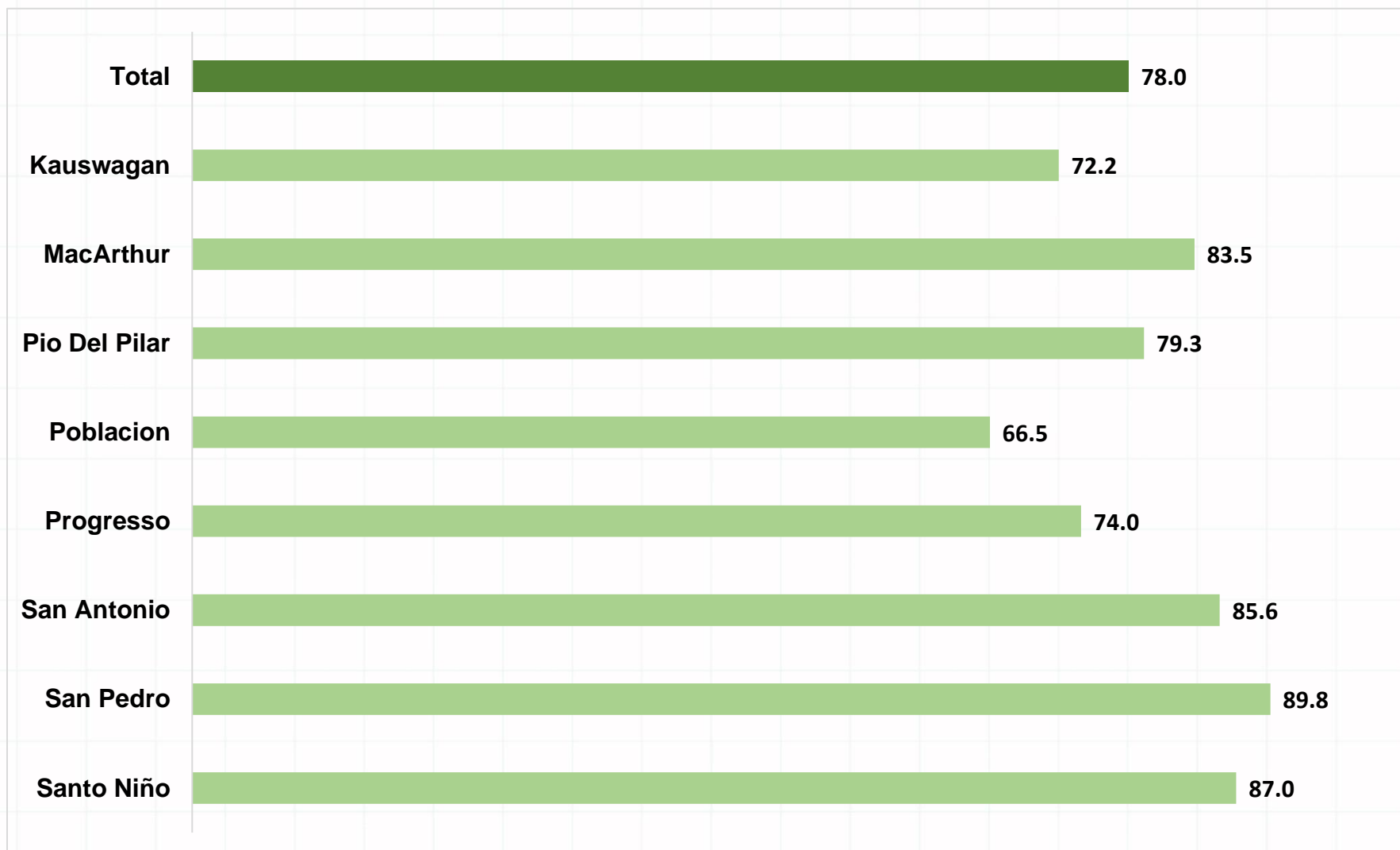
# Percentage of households that were worried that they do not have enough food to eat at least once in the past 12 months due to a lack of resources, municipalities of the Province of Northern Samar



**Legends:**

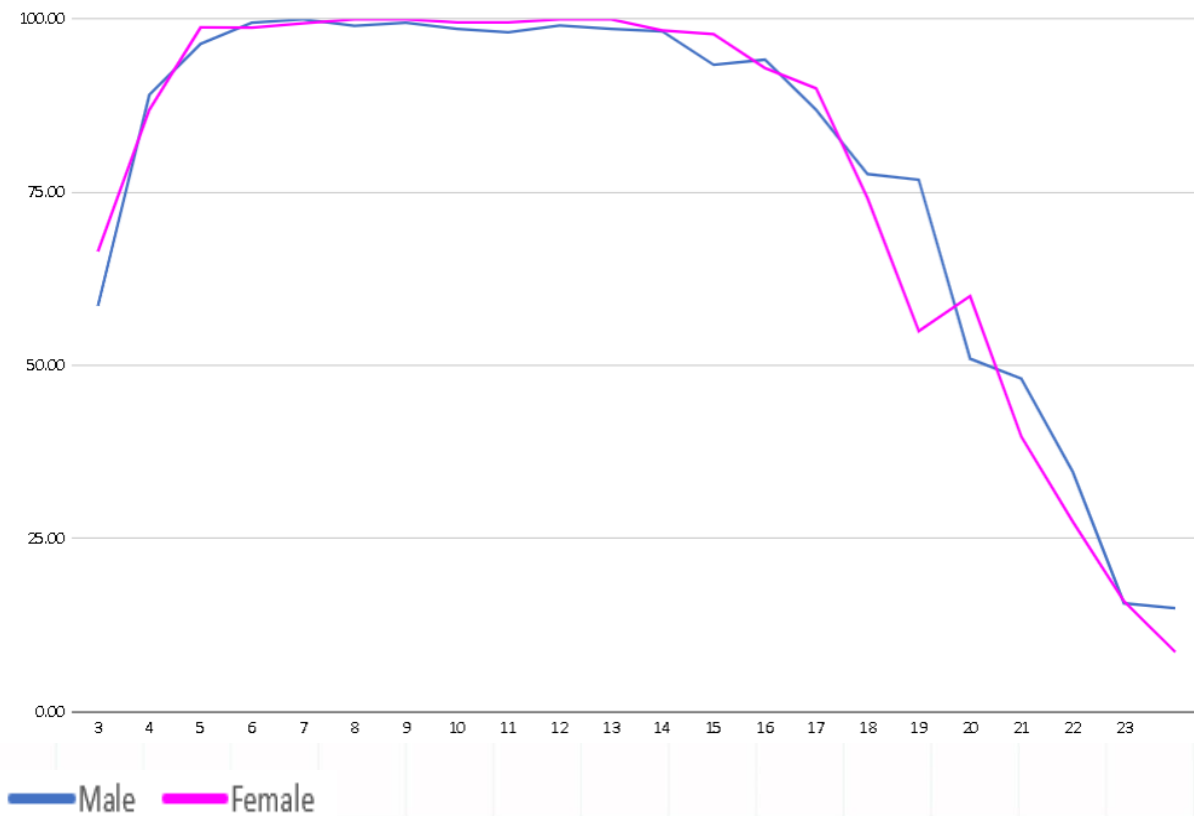
- 2023 Rollout
- 2022 Rollout

## Percentage of households that were worried that they do not have enough food to eat at least once in the past 12 months due to a lack of resources, Biri, Northern Samar

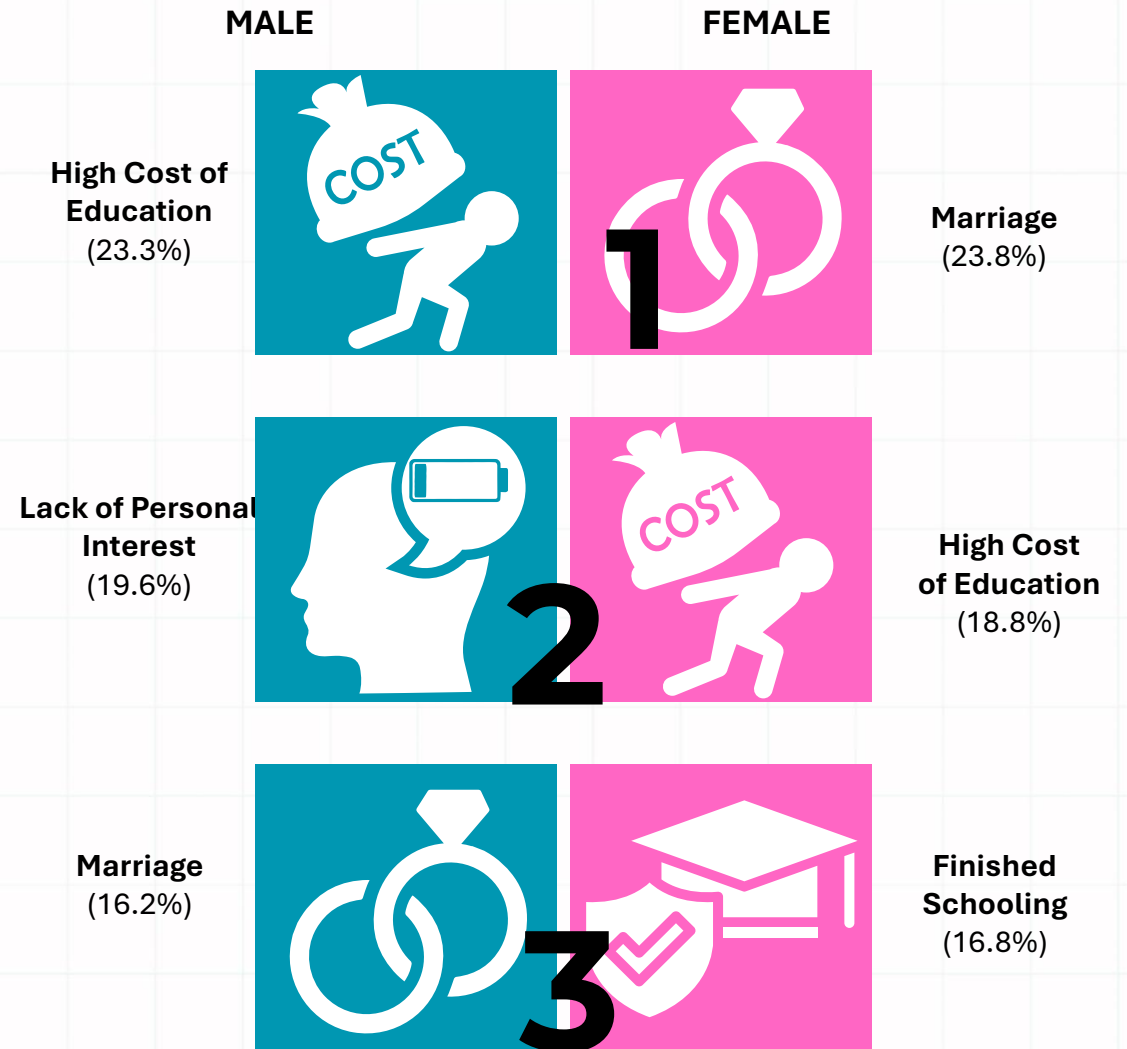


# Education & Literacy

Percentage of population aged 3 to 24 years **currently attending school** by sex in the **Municipality of Libjo**, Province of Dinagat Islands



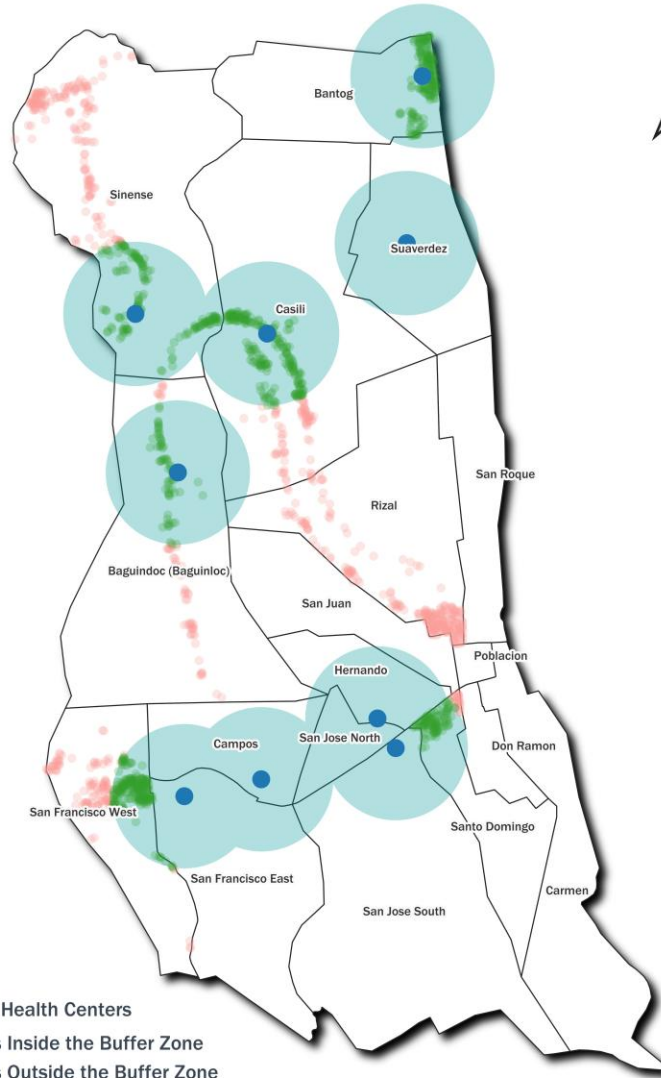
## Top 3 Reasons for not attending school aged 16 to 21 by Sex, Municipality of Libjo, Province of Dinagat Islands





# Proximity of Health Centers to Households

## Municipality of Anao, Tarlac



- Geotagged Health Centers
- Households Inside the Buffer Zone
- Households Outside the Buffer Zone
- 500m Buffer Zone

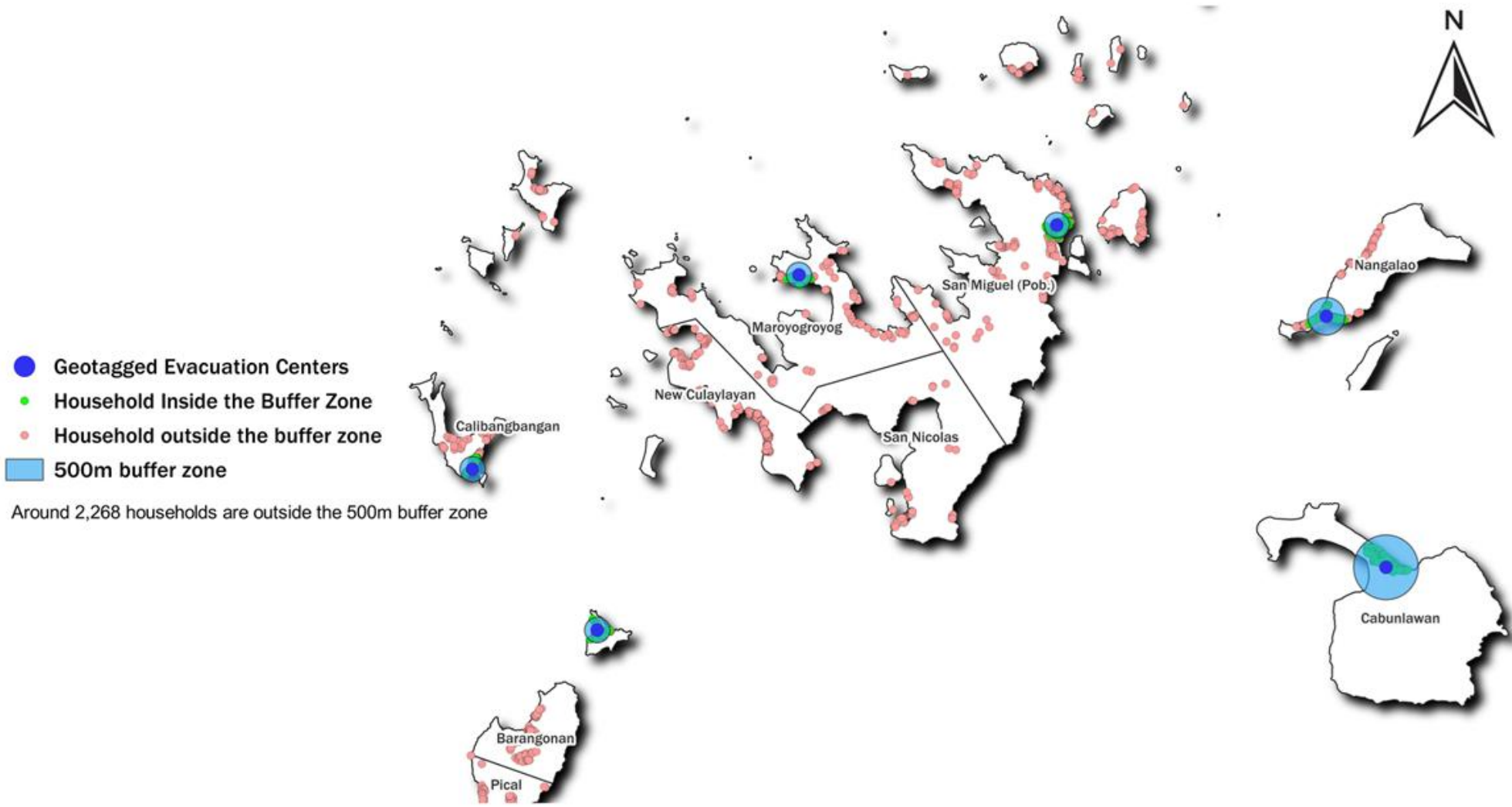
The boundaries are not authoritative.  
Prepared by the Geospatial Management Division

Source: 2022 Community-Based Monitoring System (CBMS),  
Philippine Statistics Authority



# Proximity of Evacuation Centers to Households

Municipality of Linapacan, Palawan



The boundaries are not authoritative.  
Prepared by: PSO-Palawan

Source: 2022 Community-Based Monitoring System (CBMS),  
Philippine Statistics Authority

## Laws that have identified the **CBMS** as the source of data for its implementation

RA No.	Date Approved	Title
RA #11510, section 15	23 December 2020	Alternative Learning System Act
RA #11861, section 24	04 June 2022	Expanded Solo Parents Welfare Act
RA #11916, section 6	30 July 2022	An Act Increasing the Social Pension of Indigent Senior Citizens and Appropriating Funds



# 18

## Toilets distributed to Households in the Municipality of Suyo, Ilocos Sur

*Source: Municipality of Suyo, Ilocos Sur*





# Bayugan City

1. Provision of vitamins to pregnant and lactating mothers
2. Supplemental feeding program
3. IEC on teenage pregnancy, safe motherhood
4. Procurement of toilet bowls
5. Intervention activities for children and youth
6. Early-childhood care and development services

# Baguio City

1. Updated database of senior citizens
2. Financial assistance to senior citizens, solo parents, PWDs
3. Birth registration assistance
4. ADB-assisted implementation of the Faecal Sludge Management Plan
5. Traffic and transportation management studies
6. Gender Responsive Integrated Database System (GRIDS)
7. Social Vulnerability Index (SVI)



USEC. DENNIS S. MAPA

# 2024

## CENSUS OF POPULATION & COMMUNITY-BASED MONITORING SYSTEM

*Sa POPCEN at CBMS, Kasama Ka sa Pag-Unlad  
Tungo sa Makabagong Pilipinas*

ENUMERATION STARTED  
**15 JULY 2024**



### OBJECTIVES

Through the **2024 POPCEN-CBMS**, we will be able to:

1. Update population statistics at the local and national level;
2. Update the list of beneficiaries of government social protection programs, and;
3. Help local government units create evidence-based projects and programs.



# Engagements with Stakeholders

# Conclusions

1. The PSA is currently conducting the 2024 POPCEN-CBMS. By 2025, CBMS data will be turned over to our LGUs.
2. With local-level data available, targeted projects and programs may be introduced by the LGUs in their respective cities, municipalities, and provinces. This will not only ensure that right beneficiaries are identified but that government funds are efficiently utilized.
3. Having granular data will also aid in proper impact monitoring to check development progress.
4. The PSA is committed to support the use of CBMS of the LGUs and is and will continuously conduct capacity strengthening activities and trainings for our CBMS users.

# 2021-2024 Questionnaires



[psa.gov.ph/cbms/questionnaires](https://psa.gov.ph/cbms/questionnaires)

# List of Participating LGUs (2021-2023)



[psa.gov.ph/cbms/list-of-participating-lgu](https://psa.gov.ph/cbms/list-of-participating-lgu)



# THANK YOU!



<http://www.psa.gov.ph>

<http://opentstat.psa.gov.ph>

<https://twitter.com/PSAgovph>

<https://www.facebook.com/PSAgovph>